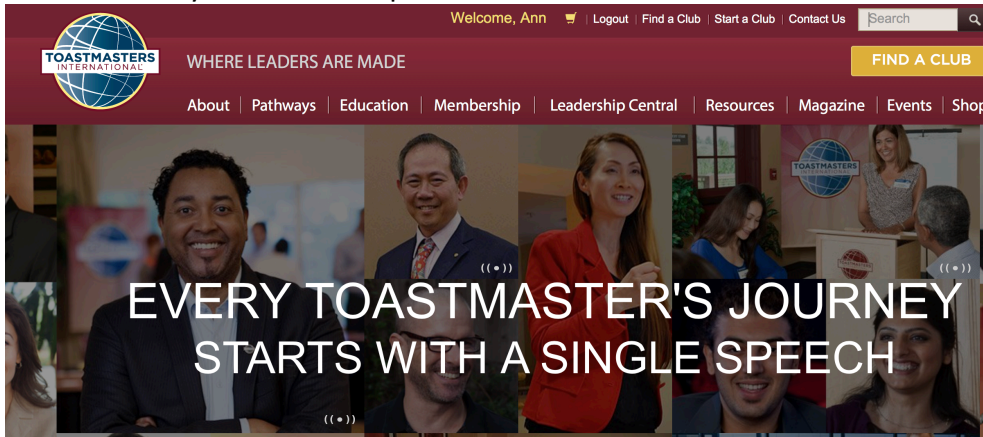
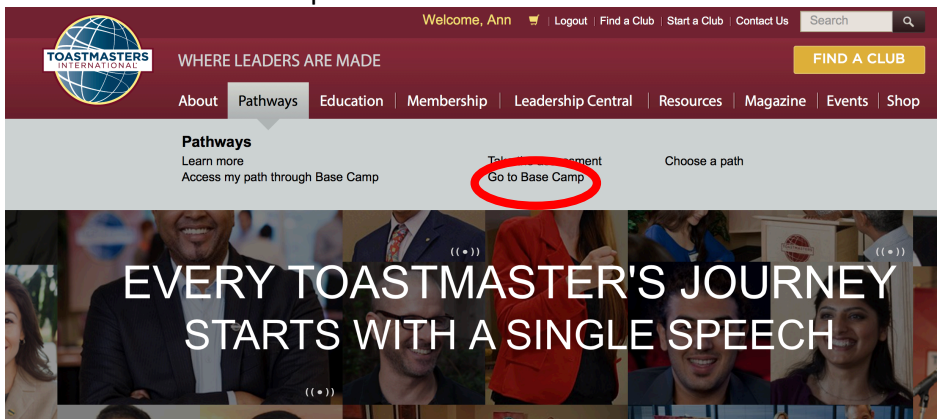


Starting with Pathways – Selecting Your Path

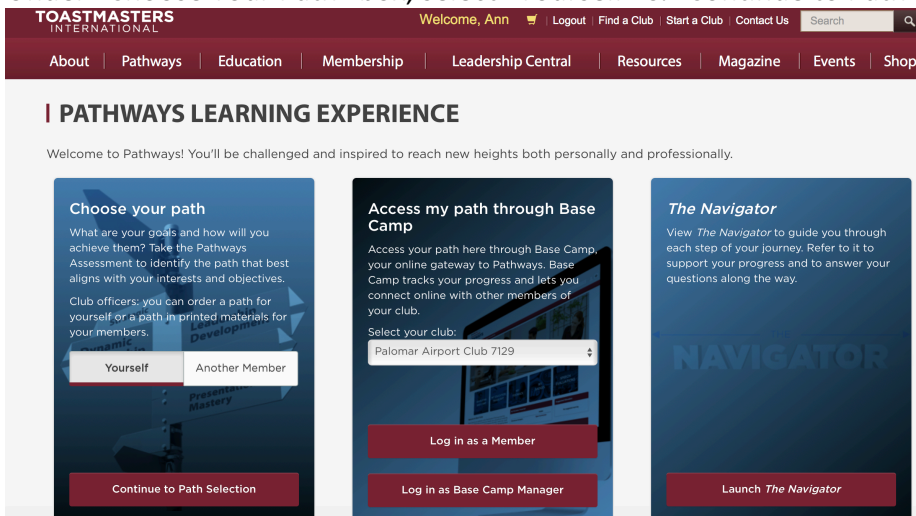
1. Log in or create an account on www.toastmasters.org
2. Select Pathways Tab at the top menu.



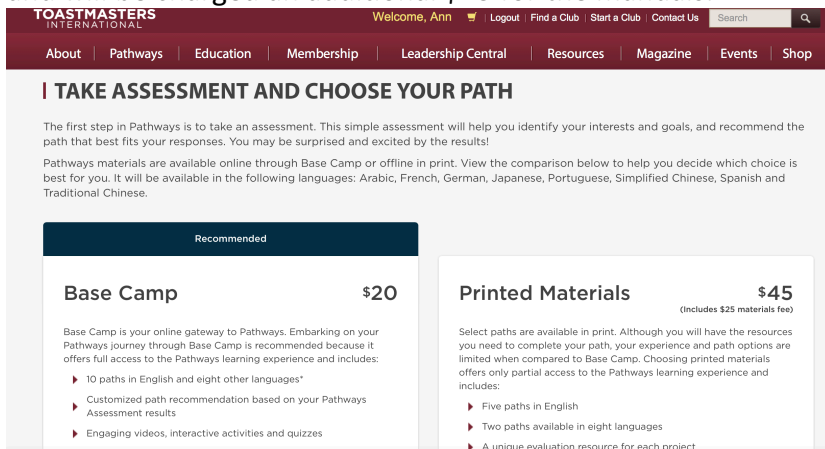
3. Select “Go to Base Camp”



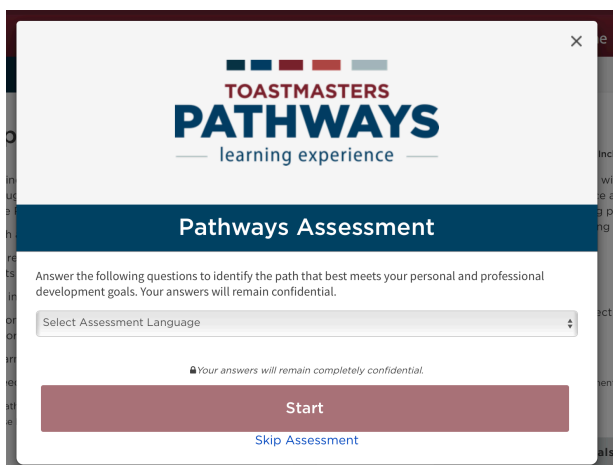
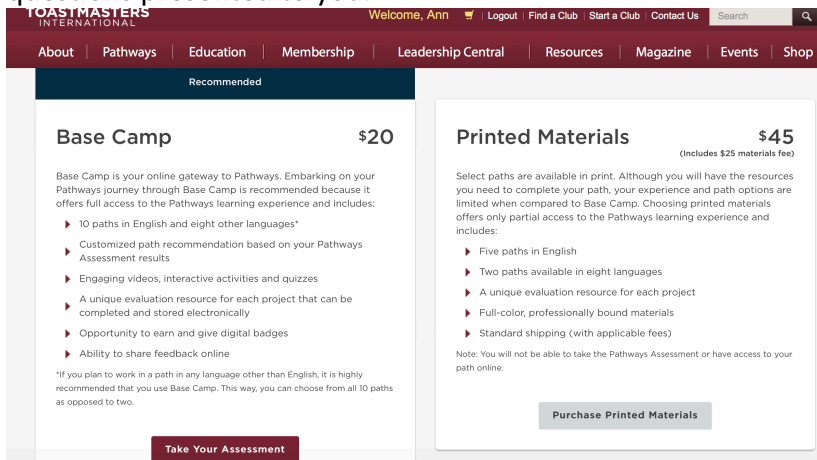
4. Under “Choose Your Path” box, select “Yourself” & “Continue to Path Selection”



- Select either Base Camp (recommended) or Printed Materials. Note that your membership fee allows for a free path (\$20). If you select Printed Materials, you will have fewer options/content and will be charged an additional \$25 for the manuals.



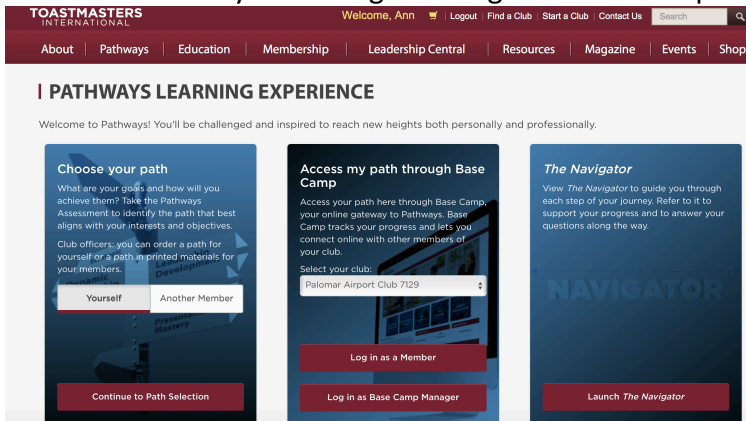
- Under Base Camp, select "Take Your Assessment" to select your Path. Answer the series of questions presented to you.



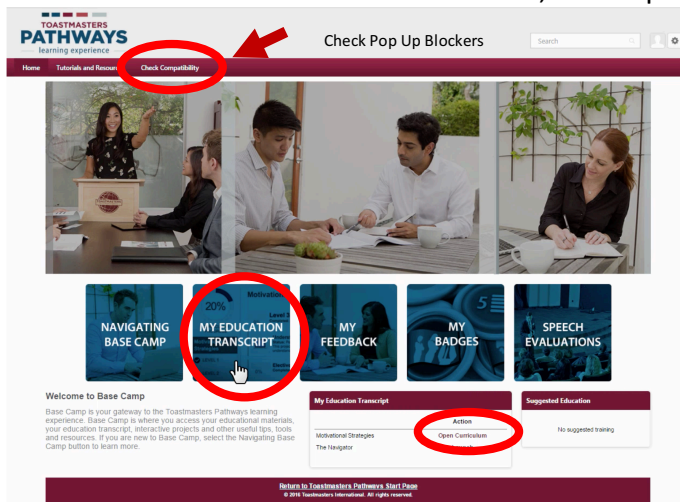
- You will be presented with 3 recommendations, or you can review all paths. Select the path that best meets your goals.
- You are now ready to begin in Pathways!

Starting/Launching Your First Project

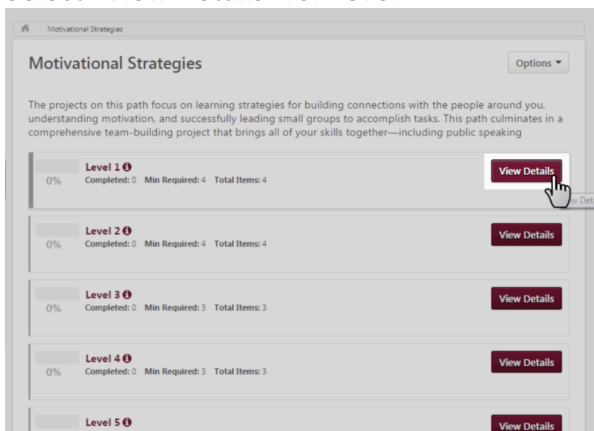
1. Go to the Pathways Start Page and log into Base Camp as a member.



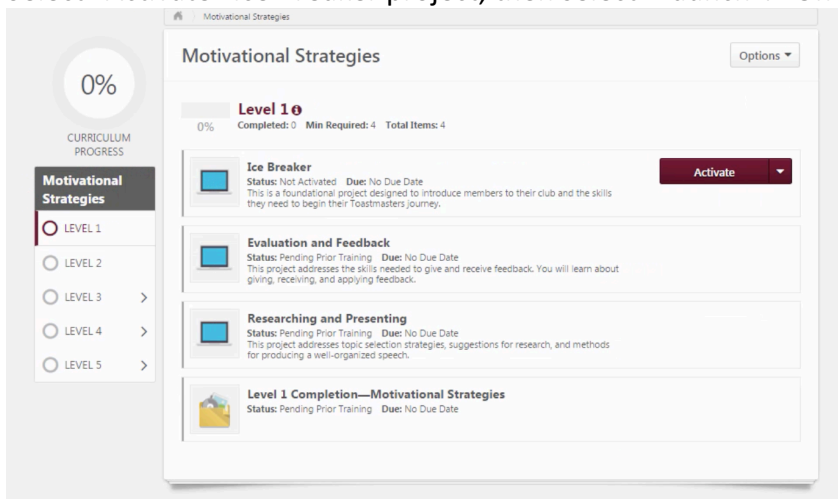
2. Ensure Pop-Up Blockers are disabled. Select "Check Compatibility" tab on top menu. If needed, search Internet for how to disable Pop-Up Blockers for your specific browser.
3. Select "MY EDUCATION TRANSCRIPT" tile, and "Open Curriculum"



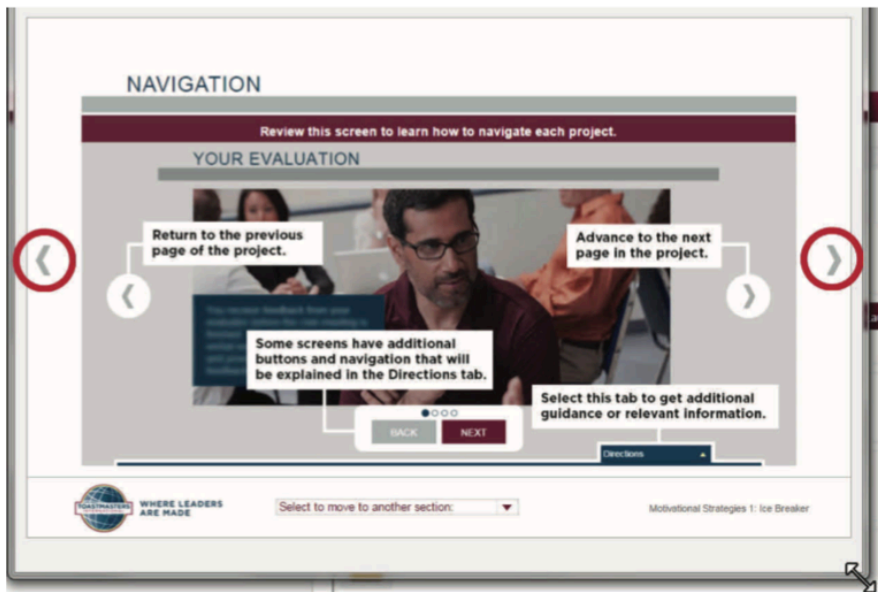
4. Select "View Details" for Level 1



5. Select “Activate” Ice Breaker project, then select “Launch”. On the next screen, select “Begin”.



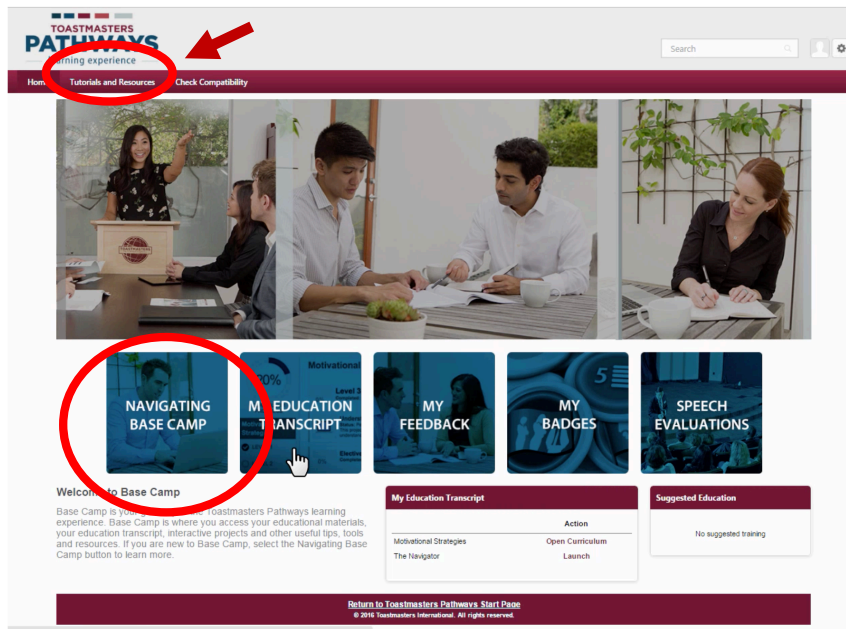
6. Resize the window to view better. Be aware, resizing can cause side buttons to disappear. If you are unsure how to navigate a page, select the “Directions” button at the bottom of the screen. You can now begin your first project!



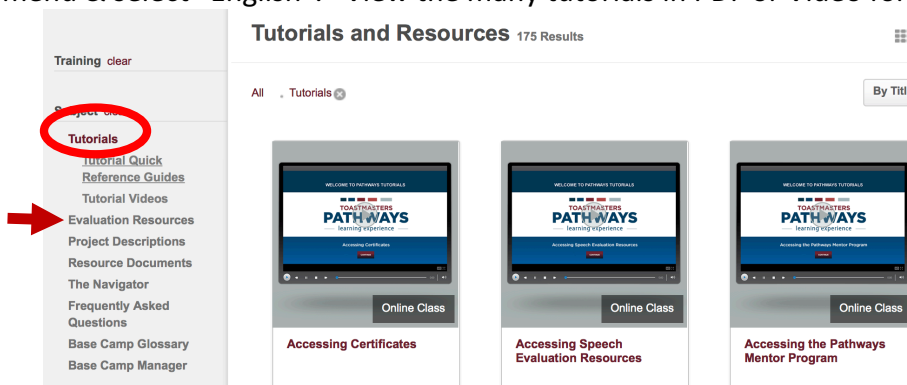
For more details, access the following tutorials: “Accessing Your Path” & “Launching a Project”. See Valuable Tips and Resources section below.

VALUABLE TIPS AND RESOURCES

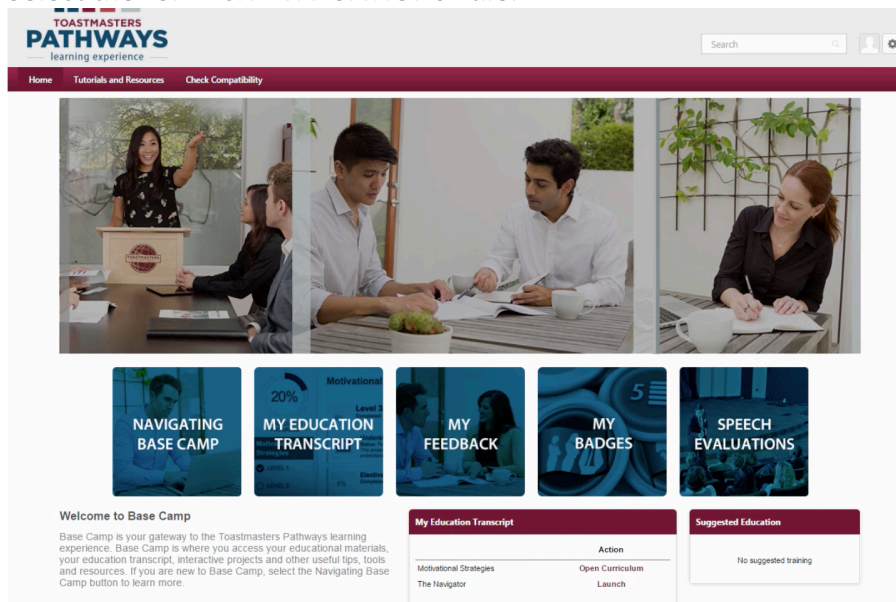
- **Tutorials:** Excellent tutorials are available in both video and PDF formats if you are unsure how to access or do something. From Base Camp HOME page, there are at least 2 ways to access these:
 - Via the NAVIGATING BASE CAMP tile, or
 - Via the tab at the top menu of page, “Tutorials and Resources”.



- After selecting “Tutorials and Resources” tab at the top menu, select “Tutorials” on right menu & select “English”. View the many tutorials in PDF or Video formats.



- **Evaluation Forms.** Any member can access any Evaluation form. From Base Camp HOME page, there are at least 3 ways to access these:
 - Via the SPEECH EVALUATION tile, or
 - Via the tab at the top menu of page, “Tutorials and Resources”, or
 - You can access your own Evaluation form within your specific project
- If you are speaking, it is recommended to print your Evaluation form and bring it to your evaluator.
- Select the “SPEECH EVALUATIONS” tile.



- Select Evaluation form of Interest.

Evaluation Resources

Select a project title below to view the evaluation resource.

Active Listening	Distinguished Toastmaster	Lead in Any Situation	Mentoring	Reflect On Your Path
Advanced Mentoring	Effective Body Language	Leading in Difficult Situations	Moderate a Panel Discussion	Researching and Presenting
Building a Social Media Presence	Ethical Leadership	Leading in Your Volunteer Organization	Motivate Others	Successful Collaboration
Communicate Change	Evaluation and Feedback— Evaluation Resource 1	Leading Your Team	Negotiate the Best Outcome	Team Building
Connect with Storytelling	Evaluation and Feedback— Evaluation Resource	Lessons Learned	Persuasive Speaking	Understanding Conflict Resolution

MASTERING FUNDAMENTALS

A Guide to Level 1 of Pathways



SELECT AND ACTIVATE LEARNING PATH

#1	Ice Breaker	Prepare and deliver a speech introducing yourself to your club	4 to 6 mins.
#2	Evaluation & Feedback	A. Prepare and deliver a speech on any topic	5 to 7 mins.
		B. Prepare and deliver a speech on any topic OR repeat your previous speech, incorporating feedback received in Part A	5 to 7 mins.
		C. Serve as a speech evaluator for another member	Per Club Program
#3	Researching & Presenting	Prepare and deliver a speech on a topic you are not already familiar with or wish to learn more about	5 to 7 mins.

SUBMIT LEVEL 1 COMPLETION REQUEST

Base Camp

OR

Level Completion Verification Form
(Print Members)

BASE CAMP MANAGER APPROVES REQUEST
(Level 2 Unlocked)

VPE SUBMITS LEVEL 1 AWARD IN CLUB CENTRAL
(Award Registered on Member Profile)

Produced by Mark Snow DTM, District 69